




Endless
CARVILA
— collection
600x1200MM



the brand by Cooperativa Ceramica, embodies a spirit of action and innovation. Our DNA is a blend of deep-rooted belonging, insatiable curiosity, and a penchant for exploration. We cherish our traditions while embracing change, constantly seeking inspiration from diverse experiences and cultures.

This narrative drives us annually to delve into research, imagine new possibilities, take bold risks, and craft something beautiful and contemporary with each endeavor. Our story is one of resilience, eclecticism, and unwavering uniqueness, spanning years of dedication to creating designs that captivate and inspire.

With every collection we release, we invite you to join us on this exhilarating exploration of design, where tradition meets innovation, and creativity knows no bounds.



TILE WITH THE STYLE



INSPIRED CERAMIC CREATIONS ROOTED IN EARTH'S BEAUTY

Immerse yourself in the serene beauty of our ceramic creations, Where each tile is a testament to the awe-inspiring wonders of Nature. Inspired by the earth's organic forms and textures, our Products capture the essence of natural harmony, bringing the Outdoors into your interior spaces.

From the gentle swirls of a babbling brook to the rugged elegance Of mountain landscapes, our designs evoke a sense of tranquillity And balance that resonates throughout your home or commercial Setting. Crafted with meticulous attention to detail, our ceramic Tiles embody the rich colors, intricate patterns, and tactile Qualities found in nature.





INDUSTRY BENCHMARKING WITH THE WORLDCLASS TECHNOLOGY.

Discover peace of mind and assurance in every tile with our State of the art inhouse laboratory boasting cutting edge Technology and a team of skilled technicians, engineers, and Architects. We offer a comprehensive array of physical, Chemical, environmental, and dimensional tests meticulously Designed to assess the quality and uniformity of Our ceramic tiles.

From rigorous adherence to iso en and ansi standards to Exceeding expectations in aesthetic allure, our products Seamlessly blend exceptional technical precision with highly Sought after visual appeal.




Endless
CARVILA
Collection

600X1200MM VERSATILE SIZE FOR ANY CONTEMPORARY SPACES




Introducing our ceramic tiles, designed with versatility in mind. With dimensions of 600x1200mm, these tiles are perfectly Suited for a myriad of applications, whether it be residential, Commercial, or industrial. Their spacious format offers endless Design possibilities, allowing for seamless integration into any Space. Whether you're revamping a kitchen, renovating a Bathroom, or constructing a grand foyer, our ceramic tiles Provide the ideal blend of style and functionality.


CERAMIC A SAFE CHOICE



Low Water Absorption



Bending Strength




More Durability




Acid & Chemical Resistance



Wear & Tear Resistance




Stain Resistance



Frost Resistance



Temperature Resistance



Scratch Resistance



AntiSlip Surface

STRONG SURFACE EXTREME HARDNESS

Experience the epitome of durability with our ceramic tiles, meticulously crafted to withstand the test of time and the rigors of daily life.

WEAR AND TEAR RESISTANCE

With our scratch-resistant ceramic tiles, you can enjoy the beauty of your floors without the fear of damage detracting from their elegance.

SAFETY AND STYLE COMBINED

Designed with your well being in mind, our tiles offer a reliable grip underfoot, minimizing the risk of slips and falls.

EASY TO CLEAN AND EFFORTLESS


With our ceramic tiles, dirt, spills, and stains are no match. Simply wipe away messes with ease, leaving your floors looking immaculate day after day.



RIGHT CHOICE FOR PUBLIC AND PRIVATE SPACES

Unleash the transformative power of versatility with our ceramic tiles. Meticulously crafted to elevate both public and private spaces alike. Whether you're designing a bustling commercial area or creating a serene sanctuary in your home, our tiles offer limitless possibilities for Expression and functionality.

From sleek office lobbies to cozy living rooms, our tiles seamlessly Adapt to any environment, enhancing the aesthetic appeal while Delivering unmatched durability and performance. Their adaptability Knows no bounds – whether adorning the floors, walls, or even Outdoor spaces, our ceramic tiles bring a touch of sophistication And practicality wherever they're installed.



**TAP TO
EXPLORE
EACH PRODUCT**

Tap on particular product to
Explore full size view.



**TAP TO
BACK TO
INDEX PAGE**

Again tap on th tiles page
To return to the index page



ANGLA BROWN



ANGLA GREY



CASTA COTTO



GASLA IVORY




OSTA BEIGE



OSTA GREY



RETRA BLACK



RETRA GREY



SALVA CREMA



SALVA GREY




STILAC GRIS



STILAC WHITE



USEKA BROWN



USEKA GREY



VIPLA BEIGE



VIPLA GREY



 [BACK TO INDEX](#)

ANGLA BROWN

Random-O4



ANGLA GREY

Random-O4



DESIGN	DESIGN NAME	SIZE	FINISH
	ANGLA BROWN	600x1200MM	Carving
	ANGLA GREY	600x1200MM	Carving



Wall : Angla Brown
Size : 600x1200MM
Surface: Carving


Floor : Angla Brown
Size : 600x1200mm
Surface: Carving



 [BACK TO INDEX](#)

CASTA COTTO

Random-O4



GASLA IVORY

Random-O4



DESIGN	DESIGN NAME	SIZE	FINISH
	CASTA COTTO	600x1200MM	Carving
	GASLA IVORY	600x1200MM	Carving



Wall : Casta Cotto
Size : 600x1200MM
Surface: Carving

Floor : Casta Cotto
Size : 600x1200mm
Surface: Carving



 [BACK TO INDEX](#)

OSTA BEIGE

Random-O4



OSTA GREY

Random-O4



DESIGN	DESIGN NAME	SIZE	FINISH
	OSTA BEIGE	600x1200MM	Carving
	OSTA GREY	600x1200MM	Carving



Wall : Osta Grey
Size : 600x1200MM
Surface: Carving

Floor : Osta Grey
Size : 600x1200mm
Surface: Carving



 [BACK TO INDEX](#)

RETRA BLACK

Random-O4



RETRA GREY

Random-O4




DESIGN	DESIGN NAME	SIZE	FINISH
	RETRA BLACK	600x1200MM	Carving
	RETRA GREY	600x1200MM	Carving



Wall : Retra Black
Size : 600x1200MM
Surface: Carving

Floor : Retra Black
Size : 600x1200mm
Surface: Carving



 [BACK TO INDEX](#)

SALVA CREMA

Random-O4



SALVA GREY

Random-O4



DESIGN	DESIGN NAME	SIZE	FINISH
	SALVA CREMA	600x1200MM	Carving
	SALVA GREY	600x1200MM	Carving



Wall : Salva Crema
Size : 600x1200MM
Surface: Carving

Floor : Salva Crema
Size : 600x1200mm
Surface: Carving



 [BACK TO INDEX](#)

STILAC GRIS

Random-O4



STILAC WHITE

Random-O4




DESIGN	DESIGN NAME	SIZE	FINISH
	STILAC GRIS	600x1200MM	Carving
	STILAC WHITE	600x1200MM	Carving



Wall : Stilac Gris
Size : 600x1200MM
Surface: Carving

Floor : Stilac Gris
Size : 600x1200mm
Surface: Carving



 [BACK TO INDEX](#)


USEKA BROWN

Random-O3



USEKA GREY

Random-O3



DESIGN	DESIGN NAME	SIZE	FINISH
	USEKA BROWN	600x1200MM	Carving
	USEKA GREY	600x1200MM	Carving



Wall : Useka Grey
Size : 600x1200MM
Surface: Carving

Floor : Useka Grey
Size : 600x1200mm
Surface: Carving



VIPLA BEIGE

Random-O3



VIPLA GREY

Random-O3



DESIGN	DESIGN NAME	SIZE	FINISH
	VIPLA BEIGE	600x1200MM	Carving
	VIPLA GREY	600x1200MM	Carving



Wall : Vipla Beige
Size : 600x1200MM
Surface: Carving

Floor : Vipla Beige
Size : 600x1200mm
Surface: Carving

TECHNICAL SPECIFICATION

CHARACTERISTIC	STANDARD AS PER ISO13006:2018/ EN14411 Gr.Bla	MEAN VALUE OF	TEST METHOD
Regulatory Properties			
Deviation in length and width	± 0.30 % (±1.00mm)	± 0.10 %	ISO 10545-2
Deviation in thickness	± 5.00 % (±0.50mm)	± 4.00 %	ISO 10545-2
Straightness in side	± 0.30 % (±0.80mm)	± 0.10 %	ISO 10545-2
Rectangularity	± 0.30 % (±1.50mm)	± 0.10 %	ISO 10545-2
Surface flatness central curvature	± 0.40 % (±1.80mm)	± 0.20 %	ISO 10545-2
Surface flatness edge curvature	± 0.40 % (±1.80mm)	± 0.20 %	ISO 10545-2
Surface flatness warpage	± 0.40 % (±1.80mm)	± 0.10 %	ISO 10545-2
Surface quality	> 95% defects free	> 95% defects free	ISO 10545-2
Small Color Difference(For Plain Color)	ΔE <1.00	ΔE < 0.30	ISO 10545-16
Glossiness (Polished)	as per mfg.	Gloss Value > 90	Glossmeter 60°
Glossiness (Matt)	as per mfg.	3° < GLOSS < 7°	Glossmeter 60°
Glossiness (satin/Posh)	as per mfg.	7° < GLOSS < 18°	Glossmeter 60°
Structural Properties			
Water absorption	0.50 % ≤ Ev ≤ 3.00 %	0.060 % ≤ Ev ≤ 3.00 %	ISO 10545-3
Bulk density	as per mfg.	> 2.28 gm/cc	ISO 10545-3
Massive Mechanical Properties			
Modulus of rupture	Min. 30.0 N/mm ²	Min. 35.0 N/mm ²	ISO 10545-4
Breaking strength thickness ≥7.5	Min. 700.0 N	Min. 1000.0 N	ISO 10545-4
Breaking strength thickness ≥7.5	Min. 1100.0 N	Min. 1300.0 N	ISO 10545-4
Breaking strength thickness ≥7.5(For ≥15mm)	Min. 1100.0 N	Min. 1800.0 N	ISO 10545-4
Surface Mechanical Properties			
MOH'S hardness	as per mfg.	Polished Min 4* / Satin,Posh & Matt Min 6	BS EN 15771
Surface abrasion resistance	as per mfg.	Polish Min. Class 2, Satin & Posh Min. Class 3, & Matt Min. Class 4	ISO 10545-7
Deep abrasion resistance	Max. 175mm ³	Max. 132mm ³	ISO 10545-6
Thermal Hydrometric Properties			
Moisture expansion	Max. 0.06%(0.6mm/m)	0.02mm/m	ISO 10545-10
Thermal expansion(COE) at 100°C	as per mfg.	Max. 6.0 x 10 ⁻⁶	ISO 10545-8
Thermal shock resistance	Min. 10 Cycle	Min. 10 Cycle	ISO 10545-9
Impact resistance(COR)	Min. 0.55	Min. 0.55	ISO 10545-5
Frost resistance	as per mfg.	Frost Proof	ISO 10545-12
Chemical Properties			
Resistance to staining glazed	Min. Class 3	Min. Class 4	ISO 10545-14
Resistance to household chemicals & swimming pool salts glazed	Min. Class GB	Min. Class GA	ISO 10545-13
Resistance to low concentrate acid and alkalis glazed	as per mfg.	Min. Class GLA**	ISO 10545-13
Resistance to high concentrate acid and alkalis unglazed	as per mfg.	Min. Class GHB**	ISO 10545-13
Safety Properties			
Skid resistance (COF-WET PENDULAM)##	as per mfg.	Glossy P0(<12),Satin, Posh ≥P1(12-24) Matt ≥P2(25-34)	BS 7976-2
Slip resistance - (Satin / Matt (DCOF) (R value)##	as per mfg.	R9 to R13**	DIN 51130
Fire resistance	as per mfg.	Fire Proof	N.A.

PACKING DETAILS

PRODUCT	SIZE	THICKNESS	TILES / BOX	COVERAGE AREA / BOX	WEIGHT
GVT-PGVT	600x 1200mm	8.5mm	2 pcs.	1.44 sq. mtr.	27.300 KG (APPROX)

