




prominent
/// Splash Of Color

600x1200MM
Pastel (Glossy)



the brand by Cooperativa Ceramica, embodies a spirit of action and innovation. Our DNA is a blend of deep-rooted belonging, insatiable curiosity, and a penchant for exploration. We cherish our traditions while embracing change, constantly seeking inspiration from diverse experiences and cultures.

This narrative drives us annually to delve into research, imagine new possibilities, take bold risks, and craft something beautiful and contemporary with each endeavor. Our story is one of resilience, eclecticism, and unwavering uniqueness, spanning years of dedication to creating designs that captivate and inspire.

With every collection we release, we invite you to join us on this exhilarating exploration of design, where tradition meets innovation, and creativity knows no bounds.



TILE WITH THE STYLE



INSPIRED CERAMIC CREATIONS ROOTED IN EARTH'S BEAUTY

Immerse yourself in the serene beauty of our ceramic creations, Where each tile is a testament to the awe-inspiring wonders of Nature. Inspired by the earth's organic forms and textures, our Products capture the essence of natural harmony, bringing the Outdoors into your interior spaces.

From the gentle swirls of a babbling brook to the rugged elegance Of mountain landscapes, our designs evoke a sense of tranquillity And balance that resonates throughout your home or commercial Setting. Crafted with meticulous attention to detail, our ceramic Tiles embody the rich colors, intricate patterns, and tactile Qualities found in nature.





INDUSTRY BENCHMARKING WITH THE WORLDCLASS TECHNOLOGY.

Discover peace of mind and assurance in every tile with our State of the art inhouse laboratory boasting cutting edge Technology and a team of skilled technicians, engineers, and Architects. We offer a comprehensive array of physical, Chemical, environmental, and dimensional tests meticulously Designed to assess the quality and uniformity of Our ceramic tiles.

From rigorous adherence to iso en and ansi standards to Exceeding expectations in aesthetic allure, our products Seamlessly blend exceptional technical precision with highly Sought after visual appeal.




prominent
/// Splash Of Color

600X1200MM VERSATILE SIZE FOR ANY CONTEMPORARY SPACES



Introducing our ceramic tiles, designed with versatility in mind. With dimensions of 600x1200mm, these tiles are perfectly Suited for a myriad of applications, whether it be residential, Commercial, or industrial. Their spacious format offers endless Design possibilities, allowing for seamless integration into any Space. Whether you're revamping a kitchen, renovating a Bathroom, or constructing a grand foyer, our ceramic tiles Provide the ideal blend of style and functionality.


CERAMIC A SAFE CHOICE



Low Water
Absorption




Bending
Strength




More
Durability




Acid & Chemical
Resistance




Wear & Tear
Resistance




Stain
Resistance




Frost
Resistance



Temperature
Resistance



Scratch
Resistance



AntiSlip
Surface

STRONG SURFACE EXTREME HARDNESS

Experience the epitome of durability with our ceramic tiles, meticulously crafted to withstand the test of time and the rigors of daily life.

WEAR AND TEAR RESISTANCE

With our scratch-resistant ceramic tiles, you can enjoy the beauty of your floors without the fear of damage detracting from their elegance.

SAFETY AND STYLE COMBINED

Designed with your well being in mind, our tiles offer a reliable grip underfoot, minimizing the risk of slips and falls.

EASY TO CLEAN AND EFFORTLESS


With our ceramic tiles, dirt, spills, and stains are no match. Simply wipe away messes with ease, leaving your floors looking immaculate day after day.



RIGHT CHOICE FOR PUBLIC AND PRIVATE SPACES

Unleash the transformative power of versatility with our ceramic tiles. Meticulously crafted to elevate both public and private spaces alike. Whether you're designing a bustling commercial area or creating a serene sanctuary in your home, our tiles offer limitless possibilities for expression and functionality.

From sleek office lobbies to cozy living rooms, our tiles seamlessly adapt to any environment, enhancing the aesthetic appeal while delivering unmatched durability and performance. Their adaptability knows no bounds – whether adorning the floors, walls, or even outdoor spaces, our ceramic tiles bring a touch of sophistication and practicality wherever they're installed.



IT'S A CLICKABLE CATALOGUE


TAP TO
EXPLORE
EACH PRODUCT

Tap on particular product to
Explore full size view.




TAP TO
BACK TO
INDEX PAGE

Again tap on th tiles page
To return to the index page



GLOSSTA AQUA



GLOSSTA BIANCO



GLOSSTA BROWN




GLOSSTA BRUNO




GLOSSTA CHOCO



GLOSSTA CREMA



GLOSSTA GREY



GLOSSTA GRIS



GLOSSTA LAKE



GLOSSTA MUSTARD



GLOSSTA NERO



GLOSSTA OLIVE



GLOSSTA OYSTER



GLOSSTA PEACH



GLOSSTA PURPLE



GLOSSTA ROSSO




GLOSSTA SKY



GLOSSTA VARDE



GLOSSTA WINE



GLOSSTA YELLOW




DESIGN NAME
GLOSSTA AQUA


AVAILABLE IN
4 RANDOMS

DIMENSION
600X1200MM | 60X120CM

SURFACE
GLOSSY SURFACE









DESIGN NAME
GLOSSTA BIANCO

AVAILABLE IN
4 RANDOMS

DIMENSION
600X1200MM | 60X120CM

SURFACE
GLOSSY SURFACE




DESIGN NAME
GLOSSTA BROWN

AVAILABLE IN
4 RANDOMS

DIMENSION
600X1200MM | 60X120CM

SURFACE
GLOSSY SURFACE






prominent
/// Splash Of Color

DESIGN NAME
GLOSSTA BRUNO

AVAILABLE IN
4 RANDOMS

DIMENSION
600X1200MM | 60X120CM

SURFACE
GLOSSY SURFACE



 [BACK TO INDEX](#)






DESIGN NAME
GLOSSTA CHOCO

AVAILABLE IN
4 RANDOMS

DIMENSION
600X1200MM | 60X120CM

SURFACE
GLOSSY SURFACE




DESIGN NAME
GLOSSTA CREMA

AVAILABLE IN
4 RANDOMS

DIMENSION
600X1200MM | 60X120CM

SURFACE
GLOSSY SURFACE






DESIGN NAME
GLOSSTA GREY

AVAILABLE IN
4 RANDOMS

DIMENSION
600X1200MM | 60X120CM

SURFACE
GLOSSY SURFACE







DESIGN NAME

GLOSSTA GRIS

AVAILABLE IN


4 RANDOMS

DIMENSION

600X1200MM | 60X120CM

SURFACE

GLOSSY SURFACE



DESIGN NAME

GLOSSTA LAKE

AVAILABLE IN


4 RANDOMS


DIMENSION

600X1200MM | 60X120CM

SURFACE

GLOSSY SURFACE






DESIGN NAME
**GLOSSTA
MUSTARD**

AVAILABLE IN
4 RANDOMS

DIMENSION
600X1200MM | 60X120CM

SURFACE
GLOSSY SURFACE








DESIGN NAME
GLOSSTA NERO

AVAILABLE IN
4 RANDOMS

DIMENSION
600X1200MM | 60X120CM

SURFACE
GLOSSY SURFACE




DESIGN NAME
GLOSSTA OLIVE

AVAILABLE IN
4 RANDOMS

DIMENSION
600X1200MM | 60X120CM

SURFACE
GLOSSY SURFACE






DESIGN NAME
GLOSSTA OYSTER


AVAILABLE IN
4 RANDOMS

DIMENSION
600X1200MM | 60X120CM

SURFACE
GLOSSY SURFACE








DESIGN NAME
GLOSSTA PEACH

AVAILABLE IN
4 RANDOMS

DIMENSION
600X1200MM | 60X120CM

SURFACE
GLOSSY SURFACE




DESIGN NAME
GLOSSTA PURPLE

AVAILABLE IN
4 RANDOMS

DIMENSION
600X1200MM | 60X120CM

SURFACE
GLOSSY SURFACE






DESIGN NAME
GLOSSTA ROSSO


AVAILABLE IN
4 RANDOMS

DIMENSION
600X1200MM | 60X120CM

SURFACE
GLOSSY SURFACE







DESIGN NAME

GLOSSTA SKY

AVAILABLE IN



4 RANDOMS

DIMENSION

600X1200MM | 60X120CM

SURFACE

GLOSSY SURFACE



DESIGN NAME

GLOSSTA VARDE

AVAILABLE IN


4 RANDOMS

DIMENSION

600X1200MM | 60X120CM

SURFACE

GLOSSY SURFACE






DESIGN NAME
GLOSSTA WINE


AVAILABLE IN
4 RANDOMS

DIMENSION
600X1200MM | 60X120CM

SURFACE
GLOSSY SURFACE








DESIGN NAME

**GLOSSTA
YELLOW**

AVAILABLE IN
4 RANDOMS

DIMENSION
600X1200MM | 60X120CM

SURFACE
GLOSSY SURFACE



TECHNICAL SPECIFICATION

CHARACTERISTIC	STANDARD AS PER ISO13006:2018/ EN14411 Gr.Bla	MEAN VALUE OF	TEST METHOD
Regulatory Properties			
Deviation in length and width	± 0.30 % (±1.00mm)	± 0.10 %	ISO 10545-2
Deviation in thickness	± 5.00 % (±0.50mm)	± 4.00 %	ISO 10545-2
Straightness in side	± 0.30 % (±0.80mm)	± 0.10 %	ISO 10545-2
Rectangularity	± 0.30 % (±1.50mm)	± 0.10 %	ISO 10545-2
Surface flatness central curvature	± 0.40 % (±1.80mm)	± 0.20 %	ISO 10545-2
Surface flatness edge curvature	± 0.40 % (±1.80mm)	± 0.20 %	ISO 10545-2
Surface flatness warpage	± 0.40 % (±1.80mm)	± 0.10 %	ISO 10545-2
Surface quality	> 95% defects free	> 95% defects free	ISO 10545-2
Small Color Difference(For Plain Color)	ΔE <1.00	ΔE < 0.30	ISO 10545-16
Glossiness (Polished)	as per mfg.	Gloss Value > 90	Glossmeter 60°
Glossiness (Matt)	as per mfg.	3° < GLOSS < 7°	Glossmeter 60°
Glossiness (satin/Posh)	as per mfg.	7° < GLOSS < 18°	Glossmeter 60°
Structural Properties			
Water absorption	0.50 % ≤ Ev ≤ 3.00 %	0.060 % ≤ Ev ≤ 3.00 %	ISO 10545-3
Bulk density	as per mfg.	> 2.28 gm/cc	ISO 10545-3
Massive Mechanical Properties			
Modulus of rupture	Min. 30.0 N/mm ²	Min. 35.0 N/mm ²	ISO 10545-4
Breaking strength thickness ≥7.5	Min. 700.0 N	Min. 1000.0 N	ISO 10545-4
Breaking strength thickness ≥7.5	Min. 1100.0 N	Min. 1300.0 N	ISO 10545-4
Breaking strength thickness ≥7.5(For ≥15mm)	Min. 1100.0 N	Min. 1800.0 N	ISO 10545-4
Surface Mechanical Properties			
MOH'S hardness	as per mfg.	Polished Min 4* / Satin,Posh & Matt Min 6	BS EN 15771
Surface abrasion resistance	as per mfg.	Polish Min. Class 2, Satin & Posh Min. Class 3, & Matt Min. Class 4	ISO 10545-7
Deep abrasion resistance	Max. 175mm ³	Max. 132mm ³	ISO 10545-6
Thermal Hydrometric Properties			
Moisture expansion	Max. 0.06%(0.6mm/m)	0.02mm/m	ISO 10545-10
Thermal expansion(COE) at 100°C	as per mfg.	Max. 6.0 x 10 ⁻⁶	ISO 10545-8
Thermal shock resistance	Min. 10 Cycle	Min. 10 Cycle	ISO 10545-9
Impact resistance(COR)	Min. 0.55	Min. 0.55	ISO 10545-5
Frost resistance	as per mfg.	Frost Proof	ISO 10545-12
Chemical Properties			
Resistance to staining glazed	Min. Class 3	Min. Class 4	ISO 10545-14
Resistance to household chemicals & swimming pool salts glazed	Min. Class GB	Min. Class GA	ISO 10545-13
Resistance to low concentrate acid and alkalis glazed	as per mfg.	Min. Class GLA**	ISO 10545-13
Resistance to high concentrate acid and alkalis unglazed	as per mfg.	Min. Class GHB**	ISO 10545-13
Safety Properties			
Skid resistance (COF-WET PENDULAM)##	as per mfg.	Glossy P0(<12),Satin, Posh ≥P1(12-24) Matt ≥P2(25-34)	BS 7976-2
Slip resistance - (Satin / Matt (DCOF) (R value)##	as per mfg.	R9 to R13**	DIN 51130
Fire resistance	as per mfg.	Fire Proof	N.A.

PACKING DETAILS

PRODUCT	SIZE	THICKNESS	TILES / BOX	COVERAGE AREA / BOX	WEIGHT
GVT-PGVT	600x 1200mm	8.5mm	2 pcs.	1.44 sq. mtr.	27.300 KG (APPROX)

